

Errata: CS4361 Rev A0 Silicon

Reference CS4361 Data Sheet DS672A2 dated January '05

- ◆ The analog THD+N performance, at 0 dBFS input, varies from channel to channel and decreases at higher temperatures and higher VA voltages. At +5 V VA supply and 25° C THD+N is typically -87 dB on the worst channel.

Adding the recommended 130 kΩ resistor (See [Figure 1.](#)) from the FILT+ pin to GND improves the typical THD+N to -90 dB on the worst channel. The minimum guaranteed THD+N across all channels, temperature and voltage using the recommended resistor is -78 dB.

[Figures 2](#) through [4](#) show the channel variance, voltage and temperature drift when using the recommended resistor on FILT+.

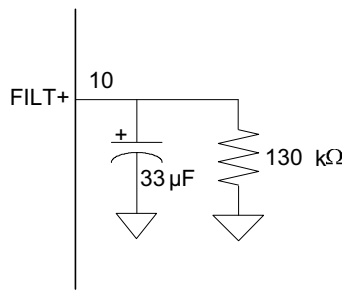


Figure 1. Recommended Resistor on FILT+

- ◆ The MUTE_{EC} mute control pin goes active after only 512 LRCK periods of static zero data.
- ◆ Operation at +3.3 V is not offered for this revision. The Specified Operating Conditions are as follows

Parameters	Symbol	Min	Nom	Max	Units
DC Power Supply	VA	4.75	5.0	5.25	V
Specified Temperature Range	-CZZ	-10	-	+70	°C

- ◆ The Popguard® ramp-down function will occur if either MCLK is removed or $\overline{\text{RST}}$ is asserted. See [Figure 5](#) for details.

Contacting Cirrus Logic Support

For all product questions and inquiries, contact a Cirrus Logic Sales Representative. To find the one nearest you, go to <http://www.cirrus.com/corporate/contacts/sales.cfm>

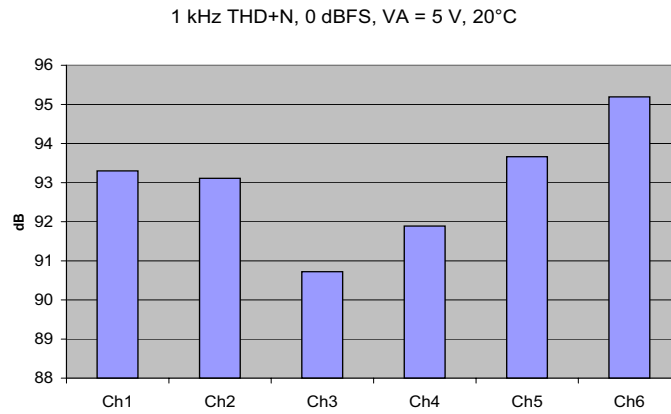


Figure 2. Typical Channel-to-channel Variance with Recommended Resistor on FILT+

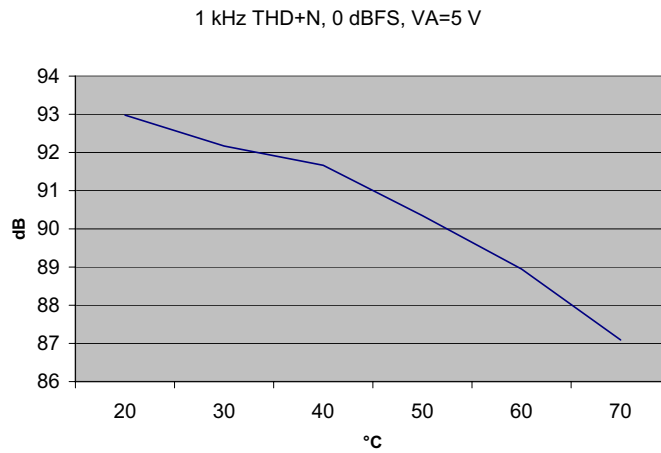


Figure 3. Typical Variance Over Temperature with Recommended Resistor on FILT+

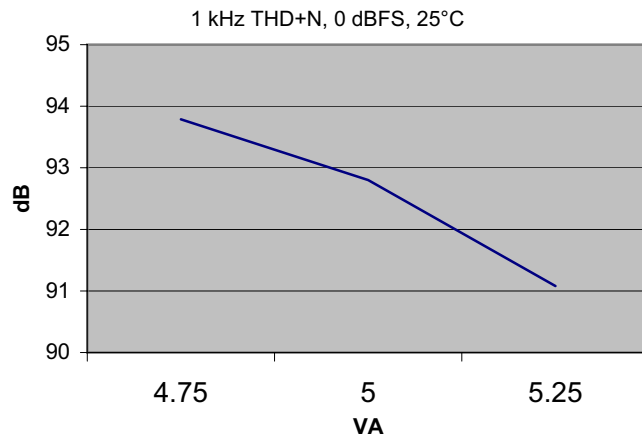


Figure 4. Typical Variance Over Voltage with Recommended Resistor on FILT+

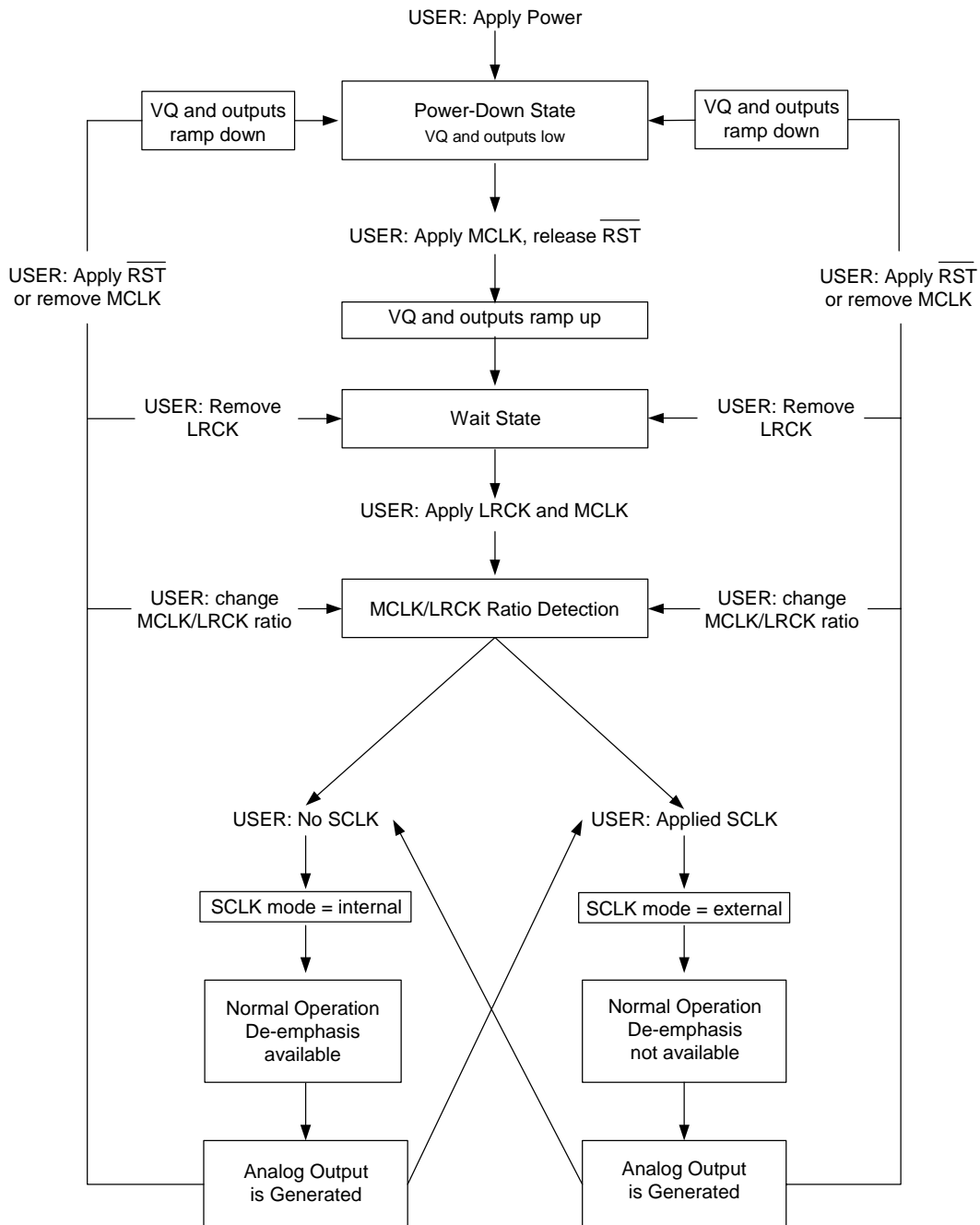


Figure 5. CS4361 Rev A0 Initialization and Power-Down Sequence